

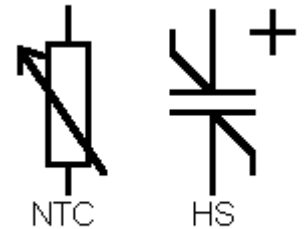
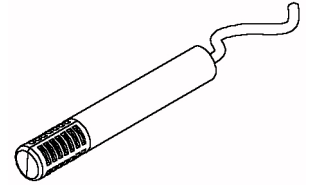
## RELATIVE HUMIDITY/ TEMPERATURE MODULE

## HTM2500

Based on the rugged HTS2010 humidity / temperature sensor , HTM2500 is a dedicated humidity and temperature transducer designed for OEM applications where a reliable and accurate measurement is needed. Direct interface with a micro-controller is made possible with the module's humidity linear voltage output.

## MAIN FEATURES

- Small size
- Not affected by water immersion
- Full interchangeability
- High reliability and long term stability
- Typical 1 to 4 Volt DC output for 0 to 100% RH at 5 V DC supply
- Humidity calibrated within +/- 2% RH @ 55% RH
- Temperature measurement through NTC 10kohm +/- 3% direct output
- Ratiometric to voltage supply
- Suitable for 3 to 10 Volts supply voltage



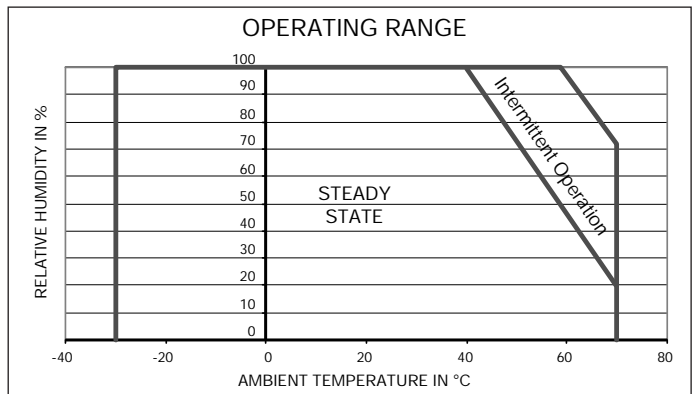
## HUMIDITY SENSOR SPECIFIC FEATURES

- Instantaneous de-saturation after long periods in saturation phase.
- Patented solid polymer structure.
- High resistance to chemicals.
- Fast response time.

## MAXIMUM RATINGS

Ratings	Symbol	Value	Unit
Storage Temperature	Tstg	-40 to 85	°C
Supply Voltage (peak)	Vs	12	Vdc
Humidity Operating Range	RH	0 to 100	% RH
Temperature Operating Range	Ta	-30 to 70	°C

Peak conditions: less than 10% of the operational time.



## CHARACTERISTICS

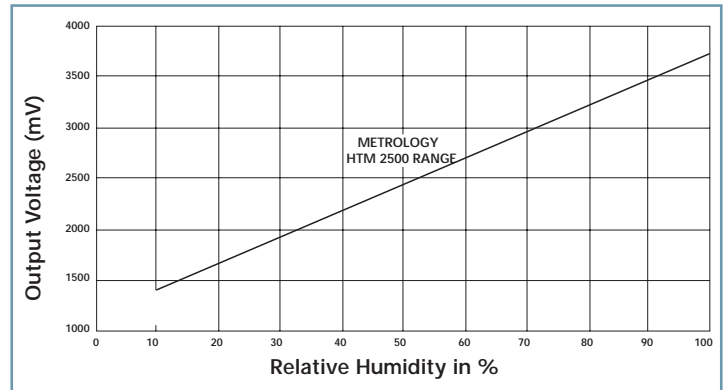
(Ta = 23°C, Vs = 5Vdc, RL > 1MΩ otherwise stated)

Characteristics	Symbol	Min	Typ	Max	Unit
Humidity measuring range	RH	1		99	% RH
Relative Humidity accuracy (10 to 95% RH)	RH		+/-3	+/- 5	% RH
Voltage supply	Vs	4.75	5.00	5.25	V
Nominal output @ RH = 55%	Vout	2.42	2.48	2.54	V
Current consumption	Ic		0.4	0.8	mA
Temperature coefficient (10 to 50 °C)	Tcc		+ 0.1		% RH/°C
Averaged Sensitivity from 33% to 75% RH	ΔmV/% RH		+25		mV/% RH
Sink current capability (RL = 15 kΩ)	Is			300	μA
Recovery time after 150 hours of condensation	t		10		s
Humidity Hysteresis			+/-1.5		% RH
Long term stability			0.5		%RH/yr
Response time (33 to 76% RH, static, @ 63%)	τ		5		s
Output impedance	Z		70		Ω

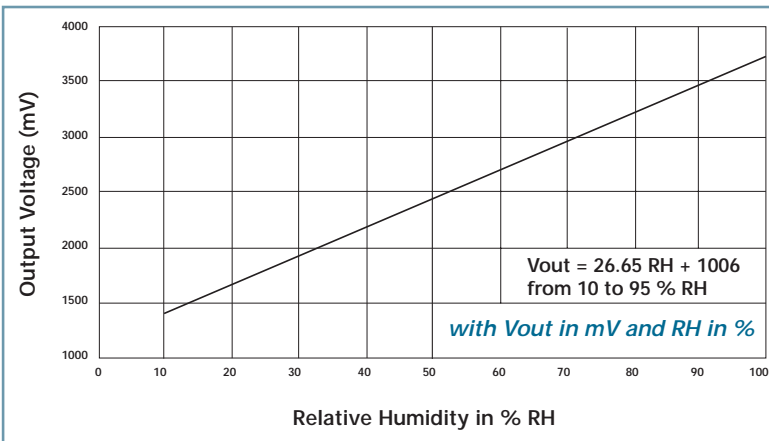
## MEASUREMENT CONDITIONS

- HTM2500 is specified for accurate measurements within 10 to 95% RH.
- Excursion out of this range (< 10% or > 95% RH, including condensation) does not affect the reliability of HTM2500 characteristics.

HTM 2500 Typical Measuring Ranges in Humidity



## HTM2500 MODELLED LINEAR VOLTAGE OUTPUT (Vs = 5V)



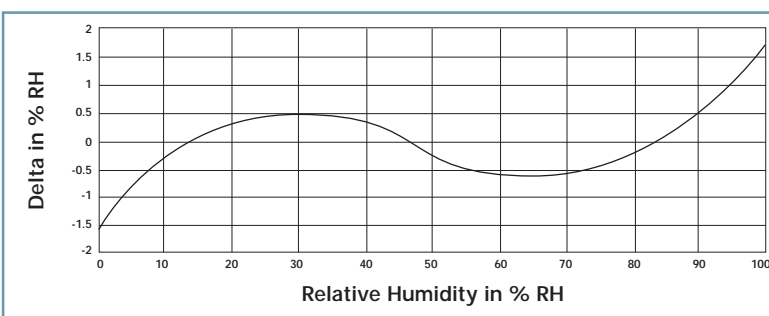
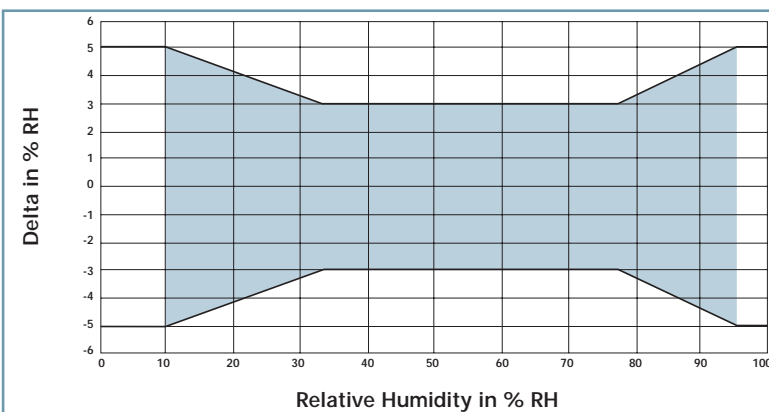
REFERENCE OUTPUT VALUES

RH (%)	V <sub>out</sub> (mV)	RH (%)	V <sub>out</sub> (mV)
10	1235	55	2480
15	1390	60	2605
20	1540	65	2730
25	1685	70	2860
30	1825	75	2990
35	1960	80	3125
40	2090	85	3260
45	2220	90	3405
50	2350	95	3555

### Reversed Polynomial Equation

$$V_{out} = 1.05E^{-3}RH^3 - 1.76E^{-1}RH^2 + 35.2RH + 898.6$$

## ERROR BUDGET AT 23°C



### HTM2500 ERROR LIMITS

### Temperature coefficient compensation

$$RH_{Cor}\% = RH\%_{Read} * (1 - (Ta - 23) * 2.4E^{-3})$$

### Non linearity and temperature compensation

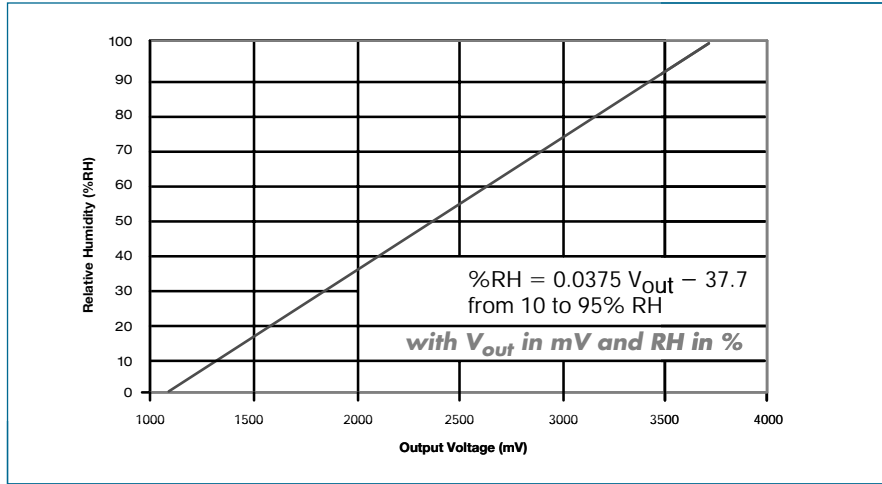
$$RH\% = \frac{-1.9206E^{-9}V_{out}^3 + 1.437E^{-5}V_{out}^2 + 3.421E^{-3}V_{out} - 12.4}{1 + (Ta-23) * 2.4E^{-3}}$$

All equations V<sub>out</sub> in mV, RH in %, Ta in °C.

### LINEARITY ERROR OF HTM2500

## Humidity Measurement using HTM2500

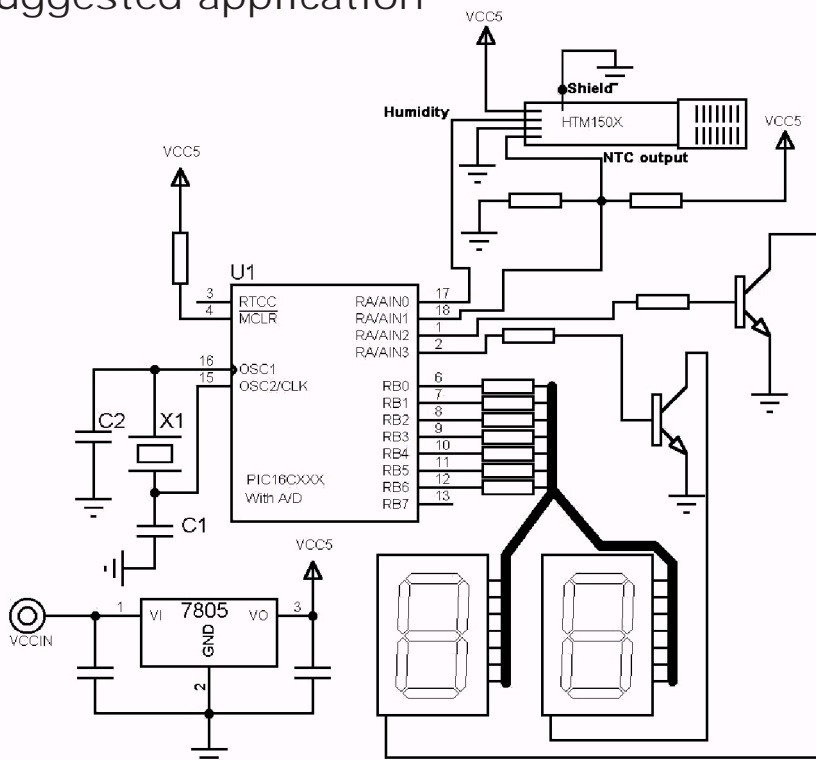
Typical HTM 2500 relative Humidity measurement



## Temperature Measurement using HTM2500 (NTC output values)

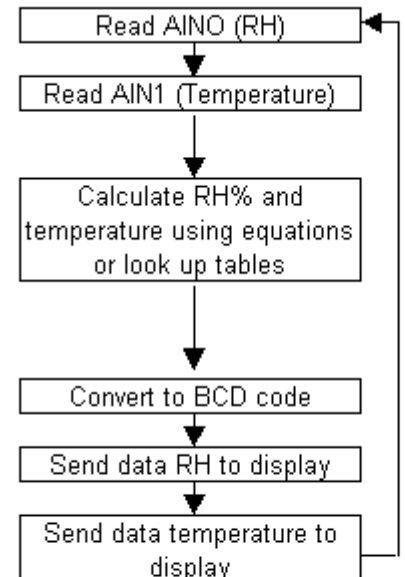
Temp in °C	R in ohms	Temp in °C	R in ohms
-30	169149	+20	12474
-25	125546	+25	10000
-20	94143	+30	8080
-15	71172	+35	6569
-10	54308	+40	5372
-5	41505	+45	4424
0	32014	+50	3661
+5	25011	+55	3039
+10	19691	+60	2536
+15	15618	+65	2128

## Suggested application

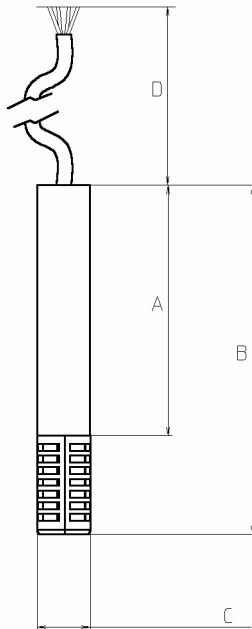


Steps of 1% RH are achievable by using 8-bit A/D.

If more resolution is required a 10-bit A/D needs to be used and a third display will be added, giving steps of 0.2% RH



- RESISTANCE TO PHYSICAL AND CHEMICAL STRESSES.
  - HTM2500 has passed through qualification processes of HUMIREL including vibration, shock, storage, high temperature and humidity, ESD.
  - Additional tests under harsh chemical conditions demonstrate good operation in presence of salt atmosphere, SO<sub>2</sub> (0.5%), H<sub>2</sub>S (0.5%), O<sub>3</sub>, NO<sub>x</sub>, NO, CO, CO<sub>2</sub>, Softener, Soap, Toluene, acids (H<sub>2</sub>SO<sub>4</sub>, HNO<sub>3</sub>, HCl), HMDS, Insecticide, Cigarette smoke, a non exhaustive list.
  - HTM1500 is not light sensitive.
- SPECIFIC PRECAUTIONS
  - HTM2500 is not protected against reversed polarity - Check carefully when connecting the device.
  - If you wish to use HTM1500 in a chemical atmosphere not listed above, consult us.



PACKAGE  
OUTLINE  
HTM2500

Dim	Min (mm)	Max (mm)
A	53	55
B	74.3	76.3
C	11.2	11.6
D*	200	250

\* specific lenght available on request

Wire	Color	Function
W1	Brown	Ground
W2	White	Supply Voltage
W3	Yellow	Humidity Voltage
W4	Green	NTC Resistance
W5	Black	Shield

ORDERING INFORMATION (MULTIPLE PACKAGE QUANTITY OF 10 PIECES).  
HTM 2500 HUMIDITY ANALOG VOLTAGE OUTPUT MODULE.



北京赛斯维测控技术有限公司  
北京市朝阳区望京西路48号  
金隅国际C座1002  
电话：+86 010 8477 5646  
传真：+86 010 5894 9029  
邮箱：[sales@sensorway.cn](mailto:sales@sensorway.cn)  
<http://www.sensorway.cn>

The information in this sheet has been carefully reviewed and is believed to be accurate; however, no responsibility is assumed for inaccuracies. Furthermore, this information does not convey to the purchaser of such devices any license under the patent rights to the manufacturer. Humirel reserves the right to make changes without further notice to any product herein. Humirel makes no warranty, representation or guarantee regarding the suitability of its product for any particular purpose, nor does Humirel assume any liability arising out of the application or use of any product or circuit and specifically disclaims any and all liability, including without limitation consequential or incidental damages. "Typical" parameters can and do vary in different applications. All operating parameters, including "Typical" must be validated for each customer applications by customer's technical experts. Humirel does not convey any license under its patent rights nor the rights of others. Humirel products are not designed, intended, or authorized for use as components in systems intended for surgical implant into the body, or other application intended to support or sustain life, or for any application in which the failure of the Humirel product could create a situation where personal injury or death may occur. Should buyer purchase or use Humirel products for any such unintended or unauthorized application, Buyer shall indemnify and hold Humirel and its officers, employees, subsidiaries, affiliates and distributors harmless against all claims, costs, damages and expenses, and reasonable attorney fees arising out of, directly or indirectly, any claim of personal injury or death associated with such unintended or unauthorized use, even if such claim alleges that Humirel was negligent regarding the design or manufacture of the part. Humirel is a registered trade mark of Humirel.

